

DESIGN THINKING THINKING DESIGN

This is where you start a crazy journey!!



GS NITESH

© 2019 G S Nitesh Narayana All Rights Reserved

HOW WE SHALL DO THINGS



- 01 DO SOME CRAZY STUFF !!**
This is the hands on- activity part
- 02 ANALYSE**
Come back and discuss.
- 03 GENERATE ANALOGY**
Look how and what is done in the same manner



MAKE THE LARGEST SQUARE POSSIBLE USING YOUR SHEET AND DOCUMENT 32 THINGS AROUND YOU IN IT

Lets do this while this plays...

Your times up when it stops!!

DID YOU THINK 'WHY' FOR a moment!?

- WHY a square out of the sheet
- WHY 32 and not 30
- WHY BEETHOVEN (wait what!)
- ...



Well that's
'Thinking Design'

THINKING DESIGN, DID I?

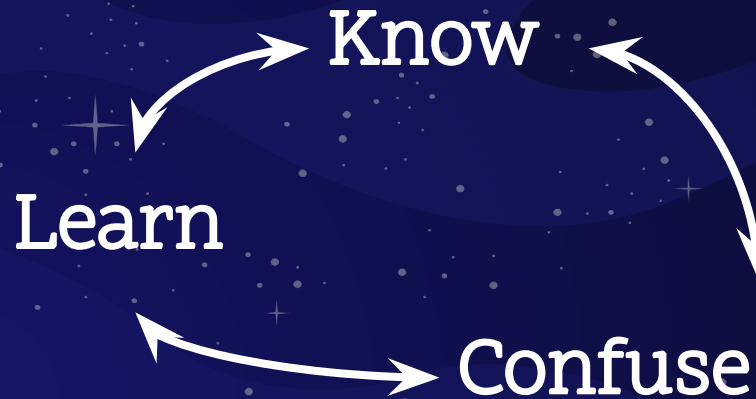
- YOU WERE JUST LOOKING 'AT' THE PROBLEM
- NOT WHAT IT ACTUALLY IS
- TACKLING THE PROBLEM AS IT IS...
- HOW YOUR THINKING STRUCTURE IS...

Lets UNLEARN!,

not what you have learnt!
but
how you have learnt

THE DESIGN THINKERS CYCLE!!

observe that it can go the other
way too!



BE ONE WITH **in-animation**

Take another sheet

You are to move out of this room and consider **ONE** thing to
'be one with'

You will have to write this down

REMEMBER THIS IS NOT SIMILAR TO THE FIRST ACTIVITY
you can ask me why!!





COME SPEAK FOR IT!!

WHAT YOU DID!

You expressed the thoughts from an in-animated perspective, THATS CRAAZY!

You were able to get a deeper insight/new meaning to what the thing you selected is

Can you tell me one new thing that you learnt which you never noticed?



Let's Discuss
WHY you did WHAT you did!

The background is a dark blue space scene. It features a central rectangular area with a slightly lighter blue gradient. Scattered throughout are numerous small white dots representing stars. Several bright purple streaks, resembling meteors or shooting stars, are positioned diagonally across the frame. On the left side, there is a pink planet with a thin purple ring. On the right side, there is a pink crescent moon. The overall aesthetic is clean and modern.

HUNGRY ??!


The background is a dark blue space scene. It features a central semi-transparent dark blue rectangle containing the text. Scattered throughout are white dots of varying sizes representing stars. Several bright purple streaks, resembling meteors or shooting stars, are positioned diagonally across the frame. On the left side, there is a pink planet with a thin purple ring. On the right side, there is a pink crescent moon. The overall aesthetic is clean and modern.

LET'S LEARN
SOME SKETCHING!

How to sketch people better



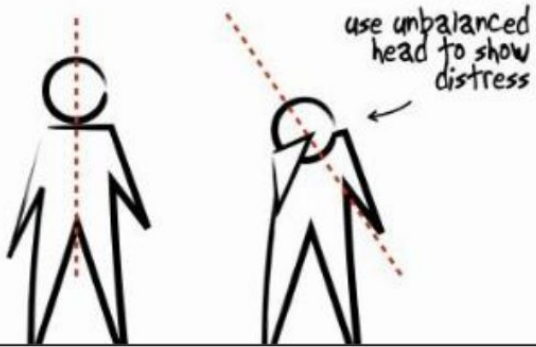
Star-man versatility




RICH PICTURES

(1%)

The body language is a powerful expressor



Sketch "victory"



RICH PICTURES

(%)

Use mouth to express a range of feelings



happy



(not so happy)



sad

Sketching moods: using the eyes



happy



sad




crossed



resignation

RICH PICTURES

(3%)



RICH PICTURES
(%)

Exercise: How to gain confidence?

P P F 2 7 4 5 5 1 1 2 3 4 5 6 7 8 9



RICH PICTURES
(5/5)

ART OF STORY making

Take another sheet


You are to move out of this room and use **ONE** thing to 'be one with'

You will have to speak for it, write this down


REMEMBER THIS IS NOT SIMILAR TO THE FIRST ACTIVITY
you can ask me why!!



EDM148017



ESD141017
Sara Vanni Karmacharya



How sheep's can changed to Cow's ?

It cant

You could try making your own crazy story

WHAT YOU DID was connecting DOGS!!

Lets what see what we
got from this
Anyone is welcome to
share

**MAYBE YOU NEED TO DEFINE
BOTH OF THEM**



DESIGN THINKING

HINT:
What you did today

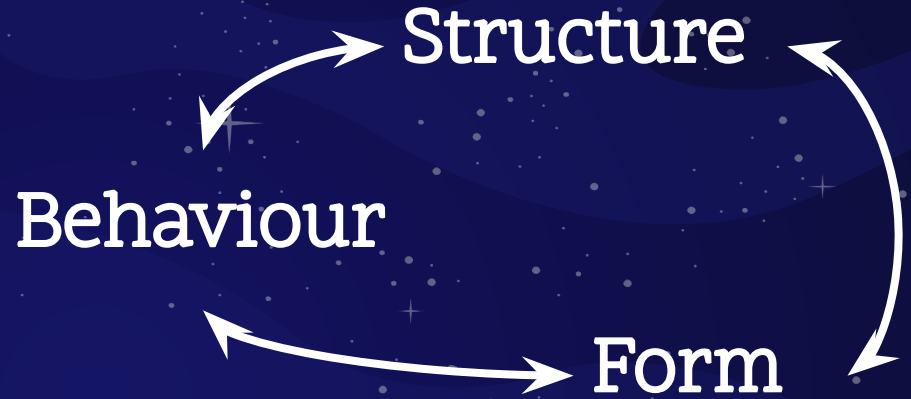


THINKING DESIGN

HINT:
'ABOUT' what you did till
today
(till morning at least :P)

**One for
each !**

**no worries I am here to
HELP (ONLY HELP!)**



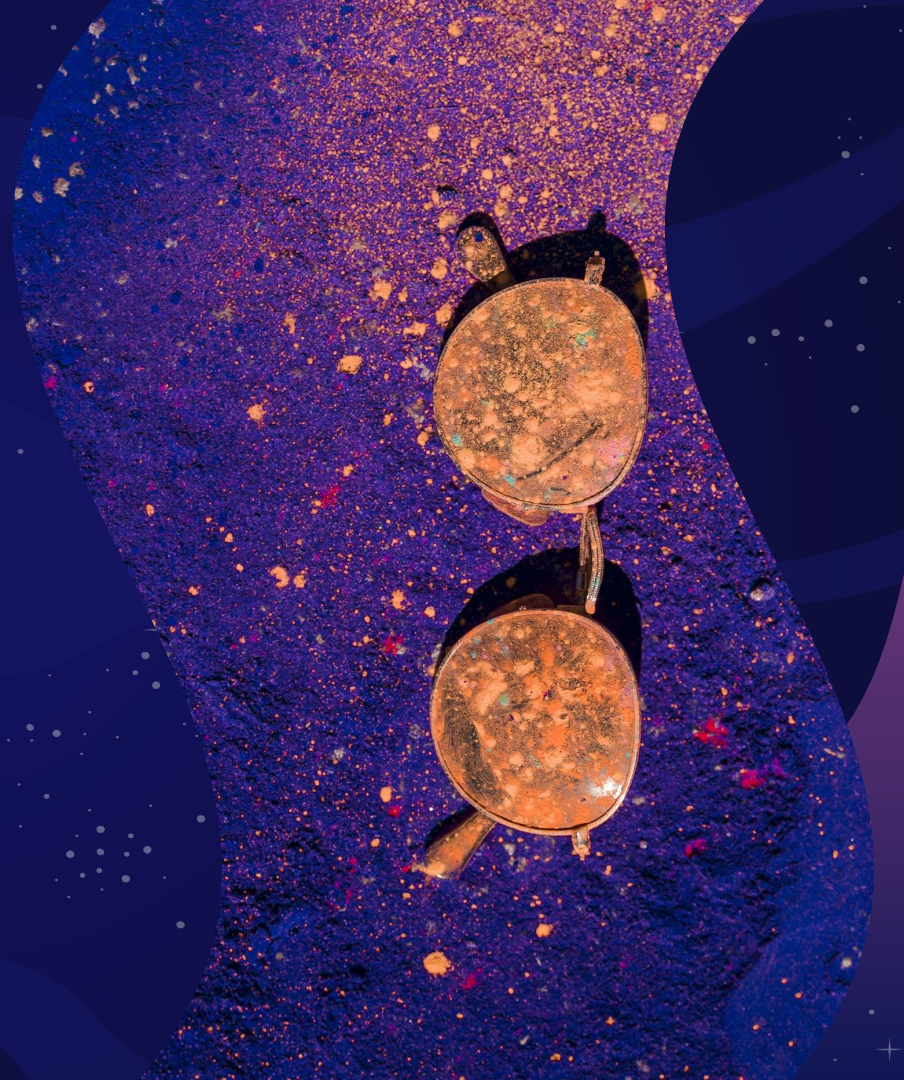
**THIS IS WHERE
DESIGN THINKING AND THINKING DESIGN
meet**

You apply this everywhere,
you are awesome!!




THE ART OF STORYTELLING

This one might seem very
bizaarrrre!!



The background is a dark blue space scene with a lighter blue, semi-transparent rectangular overlay. In the top left of the overlay is a pink planet with a ring. In the bottom right is a pink crescent moon. The scene is filled with white stars and several bright, diagonal streaks representing shooting stars or meteors.

**COME SPEAK FOR IT
AGAIN!!**

The background is a dark blue space scene. It features several white stars of varying sizes scattered across the field. A prominent pink crescent moon is positioned in the upper right quadrant. A pink planet with a ring system is visible in the lower left quadrant. Two bright purple streaks, resembling comets or meteors, cross the scene diagonally from the top-left to the bottom-right. The text is centered in a white, monospace-style font.

WHAT YOU DID WAS
INDEED CONNECTING DOTS.
BUT THIS TIME THINGS WERE
BIZARRLY UNRELATED

**SPECIAL THANKS GO
MALA MA'AM
RAJYALAKSMI MA'AM**

**SOME WORDS
FROM MY SIR**





This is me...

GS NITESH

email: nitesh.dps@gmail.com

WhatsApp : +91 88859-55255





“craziness is when you start understanding
that you can be craazy!!”

—SOMEONE FAMOUS
YOU CAN TAKE A GUESS!!